


MY LEARNING MENU

WEEK OF: APRIL 27 - MAY 1



	MONDAY	TUESDAY	WEDNESDAY	THURSDAY	FRIDAY
READING	<p>Read a fiction or nonfiction book of your choice for at least 20 minutes.</p> <p>Complete <u>one</u> of the reading responses provided.</p>	<p>Log onto Epic. Read one of the books assigned about time and take the quiz at the end.</p>	<p>Read a fiction or nonfiction book of your choice for at least 20 minutes.</p> <p>Complete <u>one</u> of the reading responses provided.</p>	<p>Log onto Epic. Read a nonfiction book of your choice.</p> <p>Complete <u>one</u> of the reading responses provided.</p>	<p><i>Flashlight Friday!</i> Enjoy a book of your choice for 20 minutes in a dark, cozy spot with a flashlight 😊</p>
WRITING	<p><i>Daily Journal Entry:</i></p> <ul style="list-style-type: none"> What was a positive from the weekend? <p><u>Paragraph of the Week:</u></p> <ul style="list-style-type: none"> Monday task <p>Write a paragraph giving your opinion about which meal is best - breakfast, lunch, or dinner.</p>	<p><i>Daily Journal Entry:</i></p> <ul style="list-style-type: none"> What was challenging today? <p><i>Paragraph of the Week:</i></p> <ul style="list-style-type: none"> Tuesday task 	<p><i>Daily Journal Entry:</i></p> <ul style="list-style-type: none"> What went well today? <p><i>Paragraph of the Week:</i></p> <ul style="list-style-type: none"> Wednesday task 	<p><i>Daily Journal Entry:</i></p> <ul style="list-style-type: none"> What is an act of kindness someone has shown you? <p><i>Paragraph of the Week:</i></p> <ul style="list-style-type: none"> Thursday task 	<p><i>Daily Journal Entry:</i></p> <ul style="list-style-type: none"> What are you looking forward to in May? <p><i>Paragraph of the Week:</i></p> <ul style="list-style-type: none"> Friday task <p>Share your paragraph on Flipgrid, if you want!</p>

MY LEARNING MENU


WEEK OF: APRIL 27 - MAY 1



	MONDAY	TUESDAY	WEDNESDAY	THURSDAY	FRIDAY
MATH	<p>It's TIME to make a clock! Cut out the analog clock sheet. Have it ready for Friday's Zoom and use it to help you this week!</p> <p><u>Optional:</u> 2 rounds of math facts</p>	<p>Watch the video about telling time found on our "Home Learning" page. Then, complete the AM or PM? sheet.</p> <p><u>Optional:</u> 2 rounds of math facts</p>	<p>Watch the video about telling time again. Complete the Digital Time sheet.</p> <p><u>Optional:</u> 2 rounds of math facts</p>	<p>Complete the Boom Cards Deck "Telling Time." Ask a parent to help you login!</p> <p><u>Optional:</u> 2 rounds of math facts</p>	<p>Choose one of the Math Sorts <i>OR</i> Number Searches to complete.</p> <p><u>Optional:</u> 2 rounds of math facts</p>
SPECIALS	MUSIC	P.E.	LIBRARY	ART	HEALTH
SOCIAL STUDIES/SCIENCE	<p>Treasure Chest Project: Read over the project description with a family member. 😊</p> <p><i>Note:</i> the entire project is due Friday, May 8th!</p>	<p>Treasure Chest Project: Interview a family member or two. Some ideas, ask a parent at home or call a grandparent, if possible! Use the Family Interviews sheet to record their answers to your questions.</p>	<p>Treasure Chest Project: Choose a container for your family treasure chest and decorate it. It can be a box, paper bag, basket... anything. Some ideas for decoration include your family name, pictures that represent your family - be creative!</p>	<p>Treasure Chest Project: Add artifacts #1 and #2 to your treasure chest. Answer question #1 on the lined sheet.</p>	<p>Treasure Chest Project: Add artifacts #3 and #4 to your treasure chest. Answer question #2 on the lined sheet.</p>

MY LEARNING MENU

ADDITIONAL DAILY OPTIONS



Don't forget to check specialists' websites for daily activities!

Our specialist schedule is as follows:

Monday - **Music** Tuesday - **P.E.** Wednesday - **Library** Thursday - **Art** Friday - **Health**

ELA:

Freckle ELA games & activities

Epic books

RAZ Kids

Storyline Online

PebbleGo

WriteAbout (digital journaling)

Science/Social Studies:

BrainPop, Jr.

PebbleGo

National Geographic Kids

Cincinnati Zoo's daily at-home safari

Mystery Science activities

Compass Rose Twister!

Math:

Brain Busters (click the button on our page for new puzzles)

Freckle daily math facts & games

Prodigy Game

Beat a Partner Game (roll a die and fill in the addition sentence)

Pica, Ferme, Nada

Trash

War Card Game to practice skills (add up 2 or more cards, create 3-digit numbers and compare, select certain place values, etc!)

Zoom Meetings

Week of April 27 – May 1

Monday	Tuesday	Wednesday	Thursday	Friday
10:00 - 11:00 Class Meeting ID: 620 984 998 PW: check email		10:00 - 11:00 Optional pop-in time for student questions ID: 817 4441 8185 PW: check email		10:00 - 11:00 Class Meeting ID: 620 984 998 PW: check email
			11:00 - 11:30 Gr. 2 & 3 Book Talk with Mrs. Sollauer ID: 987 7615 7112 PW: 2Xb9vy	
	12:35 - 1:00 Lunch Group with Mrs. Cruz, Mrs. Pacheco & Mrs. Ryan ID: 974 5677 1508 PW: Lunch		12:00 - 12:45 Gr. 2 & 3 Artist Café with Mrs. Smith ID: 714 189 701 PW: 3J5TVi	

READING RESPONSE CHOICES

Choose a task to complete when reading an independent book. There are more choices than school days - pick the 2 you want to do! 😊

NONFICTION #1

Title _____

Author _____

Minutes read _____

Color the text features you found or used in this book.

table of contents	bold print	glossary	headings	map
captions	diagram	photos	labels	graph

NONFICTION #2

Title _____

Author _____

Minutes read _____

Record 2 facts you learned while reading this book.

Fact #1: _____

Fact #2: _____

FICTION #1

Title _____

Author _____

Minutes read _____

How did the book **make you feel** as you were reading today?

happy sad bored excited worried scared curious silly

What made you feel that way? _____

FICTION #2

Title _____

Author _____

Minutes read _____

Pretend that you are **interviewing** the **main character**.

What **two questions** would you ask them?

1. _____

2. _____

FICTION #3

Title _____

Author _____

Minutes read _____

Locate **one sentence** from your reading today that is an **opinion**.

Write the sentence here:

Do you **agree** with that opinion?

yes

no

PARAGRAPH OF THE WEEK

APRIL 27-MAY 1

THIS WEEK'S TOPIC:

Write your opinion about which meal of the day is best. Do you like breakfast most? Or is lunch the best? Maybe you think dinner is the winner! Choose which one is your favorite and include three details explaining why your choice is clearly the best.

USE THE BELOW CHART TO HELP WITH THURSDAY'S TASK

ARMS

A

Add a word

R

Remove a word

M

Move a word to a better spot

S

Substitute a synonym

CUPS

C

Capital letters

first word of every sentence, proper nouns, and I

U

Usage

make sure all nouns and verbs match (example: she goes NOT she go)

P

Punctuation

every sentence ends with a punctuation mark and commas are used when needed

S

Spelling

all sight words are spelled correctly and you've looked up the correct spelling of words you are unsure about

PARAGRAPH OF THE WEEK

Monday

BRAINSTORM

Write all the words and phrases (details!) you know about this week's topic. Include every detail you can think of. Let your mind go, and try to write at least 10 things on your brainstorm.

Tuesday

DETAILS

Choose the 3 most important details from your brainstorm. Write a sentence for each detail. Put the most important detail first, and include an explanation sentence for that detail.

Wednesday

TOPIC & CONCLUSION

Write a topic sentence at the beginning of your paragraph that tells the main idea. Then, write a conclusion sentence at the end of your paragraph to wrap up everything.

Thursday

REVISE & EDIT

Use ARMS to revise your paragraph and make it *sound* better. Then, use CUPS to edit your paragraph and make it *look* better. Check the ARMS and CUPS reference sheet for help!

Friday

POLISH & PUBLISH

Write your final draft including revisions and edits. Make sure it is in your neatest handwriting or typed! If you want, record yourself reading your final paragraph on this week's Paragraph Flipgrid. 😊

BRAINSTORM

Monday

Wed.

TOPIC sentence:

Handwriting practice lines for the topic sentence, consisting of a solid top line, a dashed middle line, and a solid bottom line.

1st Detail & explanation:

Handwriting practice lines for the first detail and explanation, consisting of a solid top line, a dashed middle line, and a solid bottom line.

Tuesday

2nd Detail:

Handwriting practice lines for the second detail, consisting of a solid top line, a dashed middle line, and a solid bottom line.


3rd Detail:

Handwriting practice lines for the third detail, consisting of a solid top line, a dashed middle line, and a solid bottom line.

Wed.

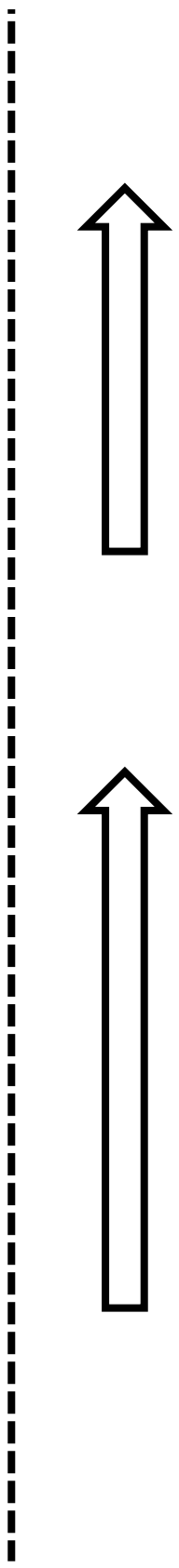
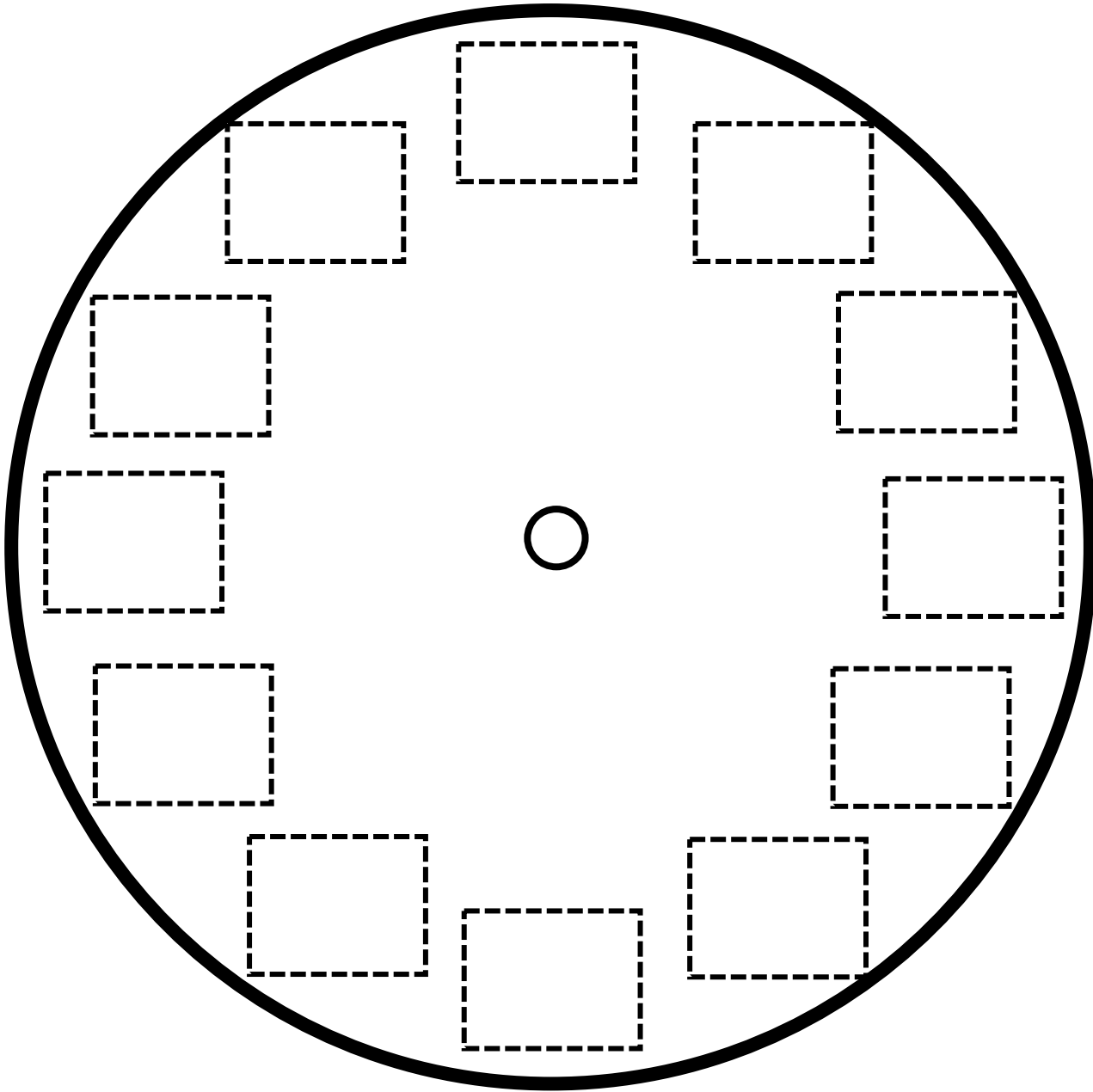
CONCLUSION sentence:

Handwriting practice lines for the conclusion sentence, consisting of a solid top line, a dashed middle line, and a solid bottom line.



Name: _____

Make a Clock!



1

2

3

4

5

6

7

8

9

10

11

12

FAMILY TREASURES

project

Family history is something to be treasured! The past helps shape people into who they are today. For this social studies, writing, and oral language project, you will explore the history of your own family. Please create or decorate a "treasure chest" (it can be a box, paper bag, actual treasure box, etc.) to put the following treasures in:

ARTIFACTS:

1. A photograph or drawing of your family.
2. A photo or drawing of your ancestors. Go back as far as you can: grandparents, great-grandparents, etc.
3. A map or drawing of where your ancestors are from.
4. A photo or drawing of the flag for the country (or countries) your ancestors are from.
5. A list, drawing, or real pictures of foods that are special to your family.
6. A photo or drawing of a special family tradition.
7. A family artifact. This can be any item (or drawing or photo of an item) that has been passed down by parents or ancestors.
8. Your choice! Choose a treasure that you believe represents your family's history. Ideas: a family tree, lyrics to a special song, a picture from a holiday or event, etc.

Take a video of yourself doing an oral presentation where you tell about each of the treasures in your chest.



Please also answer the following questions in complete sentences. You may type your answers or write with pencil and paper (feel free to use the attached paper if you'd like, and you can illustrate a picture at the top).

QUESTIONS:

1. Who are the members of your immediate family? Give a description of each family member.
2. Who are some of your ancestors? Tell some interesting facts about your ancestors.
3. What are some cultural foods that are special to your family? Tell some details about these foods.
4. What are some of your family's special traditions? Provide details about the traditions.
5. Why do you think it is important to learn about your family history? What is something new that you learned about your family's past that you did not know before?

Please see the included rubric for your oral presentation and written report.

Email your writing assignment and record on Flipgrid your oral presentation. For the writing, you can attach your typed document or photos of your written work.

I hope you enjoy learning all about your family history!

YOUR PROJECT IS DUE:

Friday, May 8th

during our Zoom Meeting 😊



FAMILY TREASURES

rubric

Oral Presentation:

- Were you able to easily explain information about your family's history?
- Did you use a clear, loud speaking voice?
- Did you stand up straight and still?
- Did you include all items in your treasure chest?

Check each item off below:

- Family picture
- Ancestor picture
- Map
- Flag
- Cultural Food
- Family Tradition
- Artifact
- Choice

Written Assignment

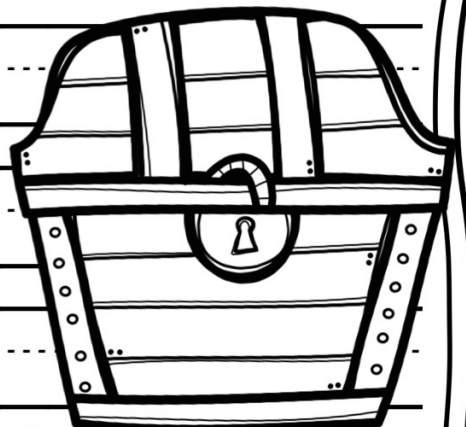
- Did you answer all questions accurately and give examples and details?
- Did you answer all of the questions in complete sentences?
- Do all of your sentences start with a capital?
- Do all of your sentences end with the correct punctuation?
- Is most of your spelling correct?
- Do your sentences make sense grammatically?

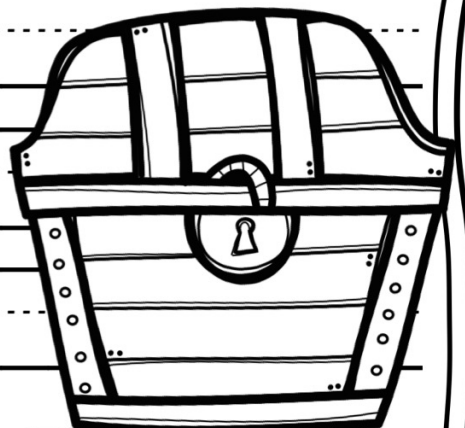
Circle or color the thumb

that best describes how you feel you worked on and presented your treasure chest.



MY FAMILY TREASURES






Name: _____

A.M. or P.M.?


Look at each clock and the description of what is happening at that time. In the box, write down whether it is a.m. or p.m.:

1.




You are waking up.

2.




You are leaving school.

3.




You are playing with your friends.

4.



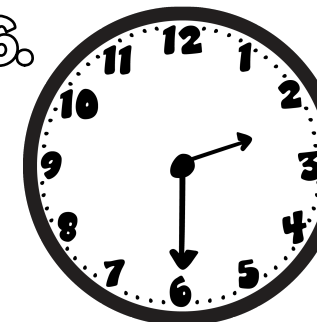
You are eating dinner.

5.



You are eating lunch.

6.



You are asleep.

Name: _____

FAMILY INTERVIEWS

FAMILY MEMBER #1: _____

WHAT country or countries did your family come from?

About WHEN did your family come to the United States?

WHERE did your family live when they FIRST came to the U.S.? (city or state)

FAMILY MEMBER #2: _____

WHAT country or countries did your family come from?

About WHEN did your family come to the United States?

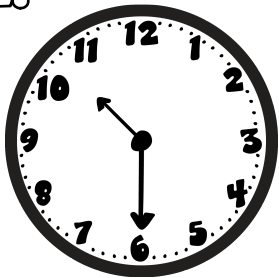
WHERE did your family live when they FIRST came to the U.S.? (city or state)

Name: _____


Digital Time

Write the digital time to match each analog clock face:


1.




2.




3.




4.



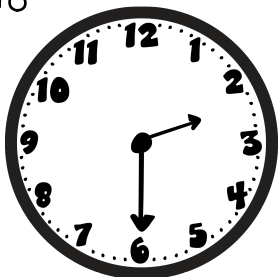
5.




6.



7.



8.



Name: _____

No Prep - Math Sorts!

2.NBT.9

#

Directions: Organize the cards below into two categories.

Addition

Subtraction

Directions: Cut, Sort, and Glue!



www.mathconnections.com

^A Last year, Tim read 41 books. Twelve of the books were picture books and the rest were chapter books. How many chapter books did Owen read?

^B Chase has 85 dollars. He spends 47 dollars on a pair of new shoes. How much money does Chase have now?

^C Abigail has 25 seashells in a bag. She picks up 17 more and puts them in the bag. How many seashells does Abigail have in all?

^D There are 36 students in a lunch line. Fifteen more students get in line. What is the total number of students in line?

^E There are 42 students in the lunch line. Seven students leave the line. How many students are still waiting in line?

^F Mrs. Gomez orders 36 picture books and 18 chapter books. How many books does she order in all?

^G Carlos has 43 seashells in a bag. He puts 14 of the seashells back. How many seashells does Carlos have now?

^H Last year, Victoria read 47 picture books and 25 chapter books. How many books did Victoria read in all?

^I Ms. Strauss has 118 books in her classroom library. She gives away 24 of her books. How many books are left?

^J Camila has 58 dollars. Her grandfather gives her 35 dollars. How much money does Camila have in all?

Name: _____

Directions: Organize the cards below into two categories.

Addition

Subtraction

Directions: Cut, Sort, and Glue!

A Juan has a box of 150 blocks. He uses 84 blocks to build a house. How many blocks does Juan have left?

B The food stand sold 357 hotdogs on Saturday and 264 hotdogs on Sunday. How many hotdogs were sold in all?

C Grace has \$168 dollars saved. Her grandmother gives her \$47. How much money does Grace have now?

D The pet store has 156 fish. The store sells 28 fish. How many fish does the pet store have now?

E Sam has a collection of 284 baseball cards. Jan gives Sam a pack of 38 baseball cards. How many baseball cards does Sam have now?

F Greg and Carla are building a house out of blocks. Greg uses 87 blocks and Carla uses 53 blocks. How many blocks do they use in all?

G The pet store has 136 fish. The store orders ninety-seven more fish. How many fish will the pet store have now?

H Andy has \$97 saved. He spends \$27 on a new toy. How much money does Andy have now?

I Allison has a collection of 63 baseball cards. She gives 24 cards to her brother. How many cards does Allison have now?

J Ryan bought 250 hotdogs to sell at a food stand. He sold 143 hotdogs. How many hotdogs were left?



Name: _____

No Prep - Math Sorts!

2.NBT.9

#3

Directions: Organize the cards below into two categories.

Category #1

Category #2

Directions: Cut, Sort, and Glue!

A Kathy wins 68 tickets and Greg wins 154 tickets at the arcade. How many tickets did they win combined?

B There are 74 people at the fair. Then 85 people arrive. How many people are at the fair now?

C Second grade donated 154 cans and 3rd grade donated 138 cans to the food drive. How many more cans did 2nd grade donate than 3rd grade?

D Marcus has a book with 65 pages. He reads 32 pages his book. How many more pages does Marcus have left to read?

E There are 92 people at the fair. Then 26 people leave. How many people are at the fair now?

F There are 328 girls and 347 boys at Riverside High School. How many more boys than girls go to Riverside High?

G Gloria has a book with 86 pages. She reads 18 pages on Saturday and 35 pages on Sunday. How many pages did she read in two days?

H Greg wins 154 tickets at the arcade. He uses 82 tickets to buy a toy. How many tickets does Greg have left?

I There are 294 boys and 318 girls at Valley High School. What is the total number of students attending Valley High?

J Fourth grade donated 279 cans, and 5th grade donated 106 cans to the food drive. How many cans did 4th and 5th grade donate altogether?



NUMBER SEARCH

DIRECTIONS: SOLVE the PROBLEMS. Then find and CIRCLE the PROBLEMS hidden in the PUZZLE. YOU WILL add the + and =.

$12 + 5 = 17$

6	5	6	14	8	16	8	12	3	3			
15	16	15	3	2	1	19	20	2	11	2	20	5
23	10	9	19	16	15	5	6	21	19	16	23	12
1	24	20	16	15	1	18	19	2	6	5	15	5
2	23	1	8	28	8	6	3	2	18	20	2	20
16	8	17	24	2	6	13	19	15	15	18	8	25
4	16	18	2	8	2	15	5	8	9	13	22	8
20	15	6	15	6	3	6	25	6	8	28	17	16
18	5	23	2	15	17	21	12	12	16	10	8	18
2	9	2	5	14	16	5	5	8	2	3	16	5
8	7	8	14	2	17	6	23	19	8	12	19	15
16	16	21	2	16	18	11	17	10	1	15	20	5

$12 + 5 = \underline{\quad}$

$10 + 9 = \underline{\quad}$

$1 + 17 = \underline{\quad}$

$16 + 8 = \underline{\quad}$

$15 + 6 = \underline{\quad}$

$2 + 15 = \underline{\quad}$

$10 + 8 = \underline{\quad}$

$1 + 18 = \underline{\quad}$

$1 + 19 = \underline{\quad}$

$8 + 11 = \underline{\quad}$

$3 + 20 = \underline{\quad}$

$3 + 12 = \underline{\quad}$

$2 + 18 = \underline{\quad}$

$16 + 4 = \underline{\quad}$

$9 + 7 = \underline{\quad}$

$5 + 20 = \underline{\quad}$

$17 + 6 = \underline{\quad}$

$6 + 13 = \underline{\quad}$

$9 + 13 = \underline{\quad}$

$2 + 16 = \underline{\quad}$

Name: _____

NUMBER SEARCH

DIRECTIONS: SOLVE the PROBLEMS. Then find and CIRCLE the PROBLEMS hidden in the PUZZLE. You will add the + and =.

$20 + 5 = 25$

85	70	2	72	58	10	6	8	2	9			
11	40	10	20	16	35	90	6	96	40	6	2	40
28	3	30	33	65	5	16	46	32	46	5	0	49
65	60	6	10	45	30	54	28	15	20	24	4	2
2	78	30	15	87	30	25	98	10	9	19	1	54
84	80	36	46	58	6	80	86	74	89	5	16	2
82	20	51	89	50	6	56	20	98	56	0	25	60
80	65	25	25	54	80	10	30	65	0	98	16	7
2	52	87	96	15	5	20	25	58	20	15	5	67
40	70	6	76	20	50	1	27	16	20	25	9	87
65	8	6	10	3	13	60	16	8	90	98	65	2
36	25	1	2	81	3	61	40	43	56	8	40	48

$20 + 5 = \underline{\quad}$

$30 + 5 = \underline{\quad}$

$6 + 30 = \underline{\quad}$

$6 + 80 = \underline{\quad}$

$5 + 20 = \underline{\quad}$

$0 + 20 = \underline{\quad}$

$10 + 9 = \underline{\quad}$

$1 + 60 = \underline{\quad}$

$8 + 40 = \underline{\quad}$

$70 + 6 = \underline{\quad}$

$60 + 7 = \underline{\quad}$

$3 + 30 = \underline{\quad}$

$2 + 80 = \underline{\quad}$

$6 + 40 = \underline{\quad}$

$10 + 3 = \underline{\quad}$

$50 + 6 = \underline{\quad}$

$90 + 6 = \underline{\quad}$

$8 + 90 = \underline{\quad}$

$9 + 40 = \underline{\quad}$

$70 + 2 = \underline{\quad}$

Name: _____