


MY LEARNING MENU


WEEK OF: JUNE 1 - 5



	MONDAY	TUESDAY	WEDNESDAY	THURSDAY	FRIDAY
READING	<p>Log onto Epic. Choose one of the assigned books in your mailbox to read: <i>Who's Buying?</i> <i>Who's Selling?</i> OR <i>What Do We Buy?</i> Then, take the quiz at the end.</p>	<p>Read a fiction or nonfiction book of your choice for at least 20 minutes. Try reading in a new spot today!</p> <p>Complete <u>one</u> of the reading responses provided.</p>	<p>Log onto Epic. Choose two books to read from the assigned collection "Money" in your mailbox. Take the quiz at the end of each.</p>	<p>Read a fiction or nonfiction book of your choice for at least 20 minutes. Try reading outside!</p> <p>Complete <u>one</u> of the reading responses provided.</p>	<p><i>Catch-up Day!</i> Use this time to complete any activities you need. If you're done, do the suggested enrichment activities!</p> <p><i>Flashlight Friday!</i> Enjoy a book of your choice for 20 minutes in a dark, cozy spot with a flashlight 😊</p>
WRITING	<p><i>Daily Journal Entry:</i></p> <ul style="list-style-type: none"> What is your favorite thing about the month of June? <p><i>Writing Skills:</i> If needed, rewatch the contractions lesson on the Home Learning page. Then, do the contractions worksheet.</p>	<p><i>Daily Journal Entry:</i></p> <ul style="list-style-type: none"> What was a challenge today? <p><i>Writing Skills:</i> Show your knowledge of contractions by completing the Boom Cards deck assigned to you.</p>	<p><i>Daily Journal Entry:</i></p> <ul style="list-style-type: none"> What was a positive today? <p><i>Writing:</i> What is a good or service you want to provide? Choose one, then complete the "I want to create a..." sheet.</p>	<p><i>Daily Journal Entry:</i></p> <ul style="list-style-type: none"> What is your favorite subject? <p><i>Reference Materials:</i> Click here for the dictionary activity on Google Slides. When done, click Share and type "Jocelyn Mare" to send me your work!</p>	<p><i>Daily Journal Entry:</i></p> <ul style="list-style-type: none"> What are you looking forward to this weekend? <p><i>Enrichment:</i> Teach the class something new! Record your lesson video on the Flipgrid topic "Teacher."</p>

MY LEARNING MENU


WEEK OF: JUNE 1 - 5



	MONDAY	TUESDAY	WEDNESDAY	THURSDAY	FRIDAY
MATH	<p>Complete the Spin and Total activity. Choose a level spinner (4 is most challenging), a paperclip, and a pencil. Spin at least 4 times per row. Record the coins you spin and total the cents!</p>	<p>Watch the BrainPop, Jr. video "Equivalent Coins" and complete the equivalent coins activity. Show the total cents in two different ways.</p>	<p>If needed, watch the lesson about using a ruler (posted Tuesday) on the Home Learning page. Then, use the inch ruler to complete the Monster Measurement activity.</p>	<p>Watch the BrainPop, Jr. video "Inches and Feet." Then, complete the Let's Measure Up sheet.</p>	<p><i>Enrichment Options:</i> Use your inch ruler and complete the Measuring in Inches and Feet sheet.</p>
SPECIALS	MUSIC	P.E.	LIBRARY	ART	HEALTH
SOCIAL STUDIES/SCIENCE	<p>Science: Do the Mystery Science activity "Do plants eat dirt?" (Link available on our Home Learning page after our Zoom meeting 😊) Then, answer the assessment questions on paper or on the Google Form.</p>	<p>Social Studies: Read the article "Goods and Services" on PebbleGo. Then, read the article "Making Choices," and complete the PebbleGo <i>Share What You Know</i> sheet.</p>	<p>Science: Watch the Generation Genius video "Pollination and Seed Dispersal." If you'd like, complete the maple seed activity shown in the video! <i>Optional:</i> Live tour of a sea turtle rehab center at 1:00pm here! (It may take time to sign-in.)</p>	<p>Social Studies: Play the Spend and Save Game. You may print the provided game or play the game online by clicking here. It's up to you!</p>	<p><i>Enrichment Options:</i> Complete the Mystery Science activity "How did a tree travel halfway around the world?"</p>

MY LEARNING MENU

ADDITIONAL DAILY OPTIONS



Don't forget to check specialists' websites for daily activities!

Our specialist schedule is as follows:

Monday - **Music** Tuesday - **P.E.** Wednesday - **Library** Thursday - **Art** Friday - **Health**

ELA:

Freckle ELA games & activities

Epic books

RAZ Kids

Storyline Online

PebbleGo

WriteAbout (digital journaling)

Science/Social Studies:

BrainPop, Jr.

PebbleGo

National Geographic Kids

Cincinnati Zoo's daily at-home safari

Mystery Science activities

Compass Rose Twister!

Math:

Brain Busters (click the button on our page for new puzzles)

Freckle daily math facts & games

Prodigy Game

Beat a Partner Game (roll a die and fill in the addition sentence)

Pica, Ferme, Nada

Trash

War Card Game to practice skills (add up 2 or more cards, create 3-digit numbers and compare, select certain place values, etc!)

Memory with clock/time cards

Zoom Meetings

Week of June 1 - June 5

Monday	Tuesday	Wednesday	Thursday	Friday
<p>10:00 - 10:40</p> <p>Class Meeting: Mystery Monday!</p> <p>ID: 620 984 998</p> <p>PW: 2mare</p>	<p>10:00 - 10:40</p> <p>Class Meeting: Tally It Tuesday!</p> <p>ID: 620 984 998</p> <p>PW: 2mare</p>	<p>10:00 - 10:40</p> <p>Class Meeting: Writing Wednesday!</p> <p>ID: 620 984 998</p> <p>PW: 2mare</p>	<p>10:00 - 10:40</p> <p>Class Meeting: Think About It Thursday!</p> <p>ID: 620 984 998</p> <p>PW: 2mare</p>	<p>8:15 - 8:45</p> <p>SHAPE Preview with Mr. Woodward</p> <p>ID: 961 8153 9121</p> <p>PW: 1q8Rdm</p>
	<p>12:35 - 1:00</p> <p>Lunch Group with Mrs. Cruz, Mrs. Pacheco & Mrs. Ryan</p> <p>ID: 974 5677 1508</p> <p>PW: Lunch</p>		<p>11:00 - 11:30</p> <p>Gr. 2 & 3 Book Talk with Mrs. Sollauer</p> <p>ID: 987 7615 7112</p> <p>PW: 2Xb9vy</p>	<p>10:00 - 10:40</p> <p>Class Meeting: Fun Friday!</p> <p>ID: 620 984 998</p> <p>PW: 2mare</p>
<p>1:30 - 2:00</p> <p>K-2 Sharing Music with Ms. Audette</p> <p>ID: 869 4262 4340</p> <p>PW: 035137</p>			<p>12:00 - 12:45</p> <p>Gr. 2 & 3 Artist Café with Mrs. Smith</p> <p>ID: 847 5506 4386</p> <p>PW: 3J5TVi</p>	

Name: _____ Date: _____

Contractions

Directions: Read the contraction on the left. Write the two words that make the contraction.

1. she'll _____

11. I'll _____

2. wouldn't _____

12. he'll _____

3. let's _____

13. isn't _____

4. won't _____

14. don't _____

5. she's _____

15. he's _____

6. they'll _____

16. you'll _____

7. we've _____

17. here's _____

8. doesn't _____

18. I'm _____

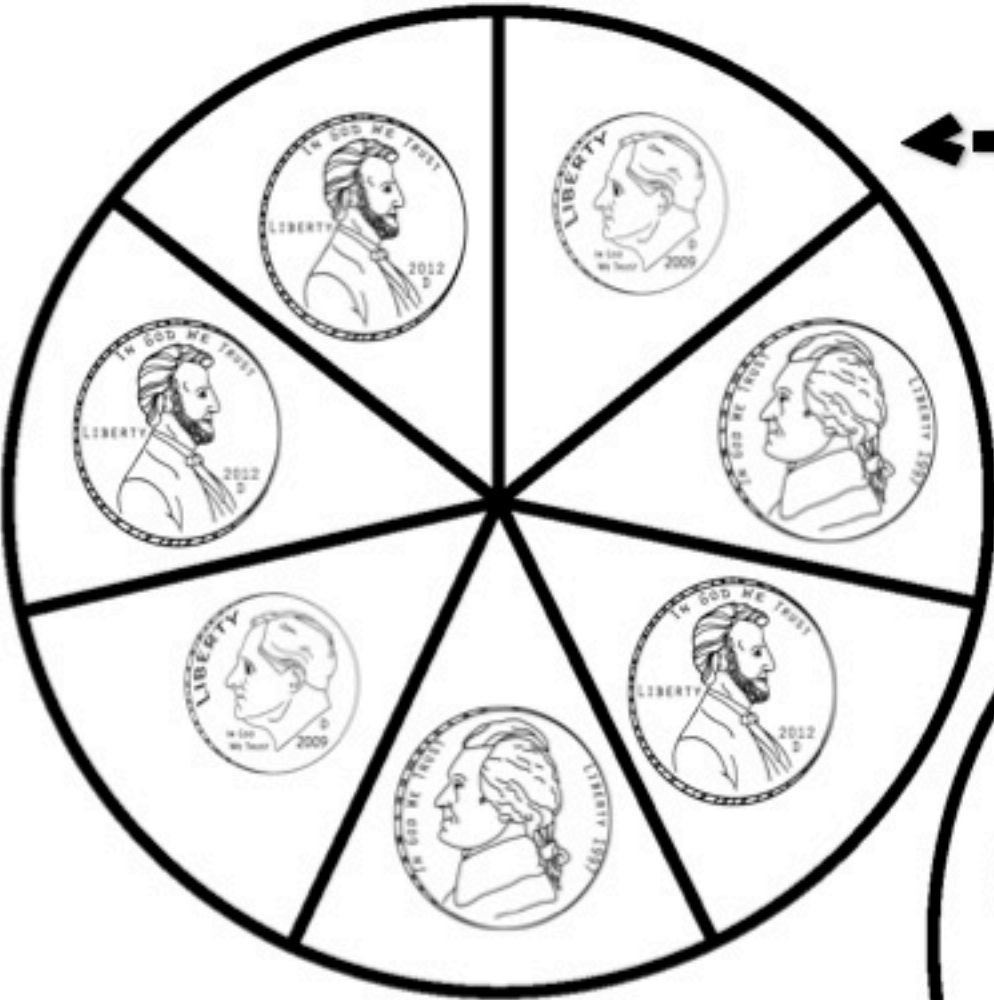
9. I'd _____

19. I've _____

10. it's _____

20. didn't _____

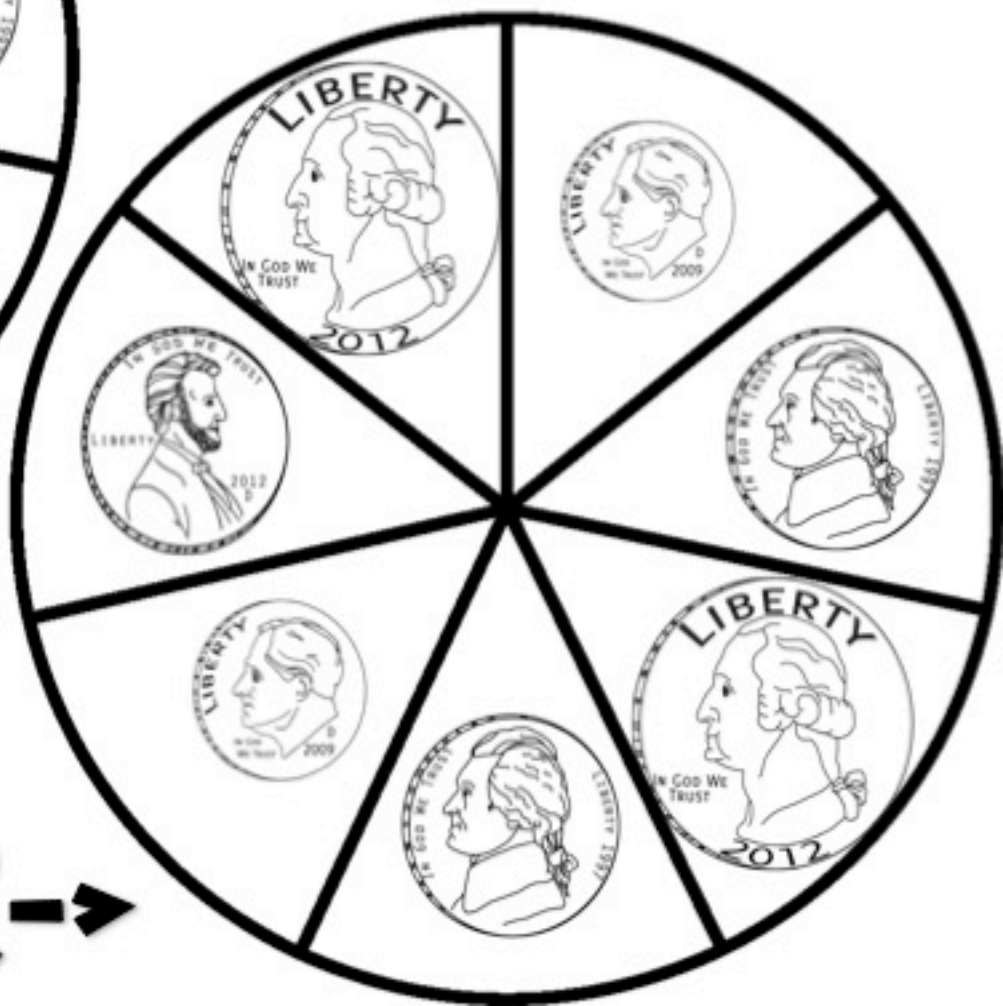
←-LEVEL ONE



Level TWO→



← Level THREE



Level FOUR →

Plant Adventures

Mystery 2: Do plants eat dirt?

Name: _____

Date: _____

End of Mystery Assessment

1. Why do you think roots are the first thing to grow after a seed cracks open?

2. Can you come up with a reason why hydroculture (growing plants in mineral water with no dirt) is important in some places?

3. What would happen if you watered a plant with pure bottled water?

Hint: bottled water often has the minerals removed.

4. Why does the Venus flytrap eat bugs?

READING RESPONSE CHOICES

Choose a task to complete when reading an independent book. There are more choices than school days - pick the 2 you want to do! 😊

NONFICTION #1

Title _____

Author _____

Minutes read _____

The main idea of this book is _____.

Detail #1:

Detail #2:

Detail #3:

NONFICTION #2

Title _____

Author _____

Minutes read _____

3

3 things you discovered: _____

2

2 things you found interesting: _____

1

1 question you still have: _____

FICTION #1

Title _____

Author _____

Minutes read _____

Locate **one sentence** from your reading today that is an **opinion**.

Write the sentence here:

Do you agree with that opinion?

yes

no

FICTION #2

Title _____

Author _____

Minutes read _____

Circle the **genre** of your book:

realistic fiction

mystery

fable

poetry

tall tale

historical fiction

fantasy

science fiction

fairy tale

What are some **features** of this genre? _____

FICTION #3

Title _____

Author _____

Minutes read _____

Complete the following sentences to make a **prediction**.

I **wonder** what will happen to _____ when I read tomorrow.

I **think** that _____.


Show each amount of money in two ways. Cut out the coins and tape or glue them in the boxes.

Name: _____

10¢

35¢

40¢



Name _____ Date _____



Share What You Know

Draw a picture of one thing you need and one thing you want.

A large, empty rectangular box with a black border, intended for a student to draw a picture of one thing they need and one thing they want.

Facts about making choices:

Making good choices is important because

I want to create a good!

Tell us about the good you would create in a paragraph below. The topic sentence is already started for you. Answer these questions in your paragraph:

- What is your good called?
- What is it?
- Who do you hope will buy your good?
- How much will your good cost?
- What makes your good special?

Draw a picture of your good.

If I could create a good, I would make _____

I want to create a service!


Tell us about the service you'd create in a paragraph below. The topic sentence is already started for you. Answer these questions in your paragraph:

- What is your service called?
- What do you do?
- Who do you hope will pay for your service?
- How much will your service cost?
- What makes it special?

Draw a picture of you providing your service.

If I could create a service, I would _____






If you do not have an inch and centimeter ruler at home, you may print this one to use on your measurement activities!



Name _____

Monster Measurement

Use your inch ruler to measure the monsters. Write how many **inches** each monster is in the box.

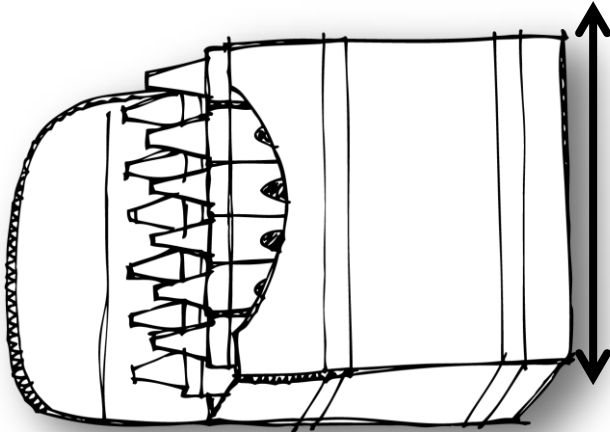


Name _____


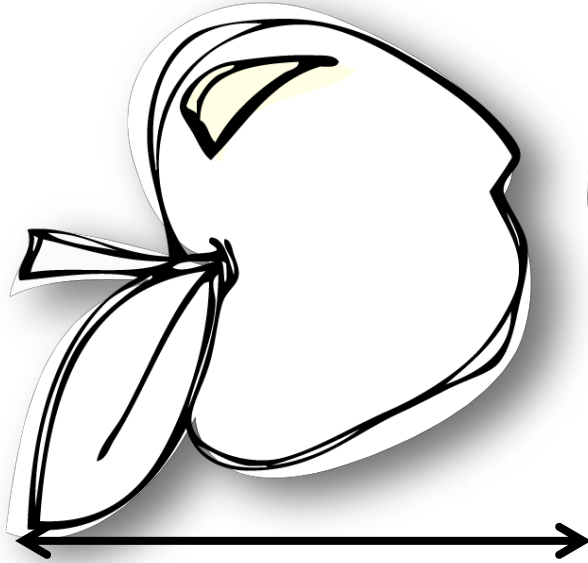
Let's Measure Up!

Directions: look at each item. Using your ruler, measure each item. Write the measurement on the line.

1. _____ in.



3. _____ in.

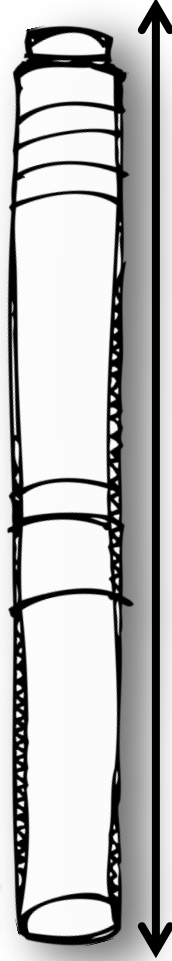


4. _____ in.



5. _____ in.

2. _____ in.



SPEND AND SAVE



The goal of the game is to have the most money saved at the end!

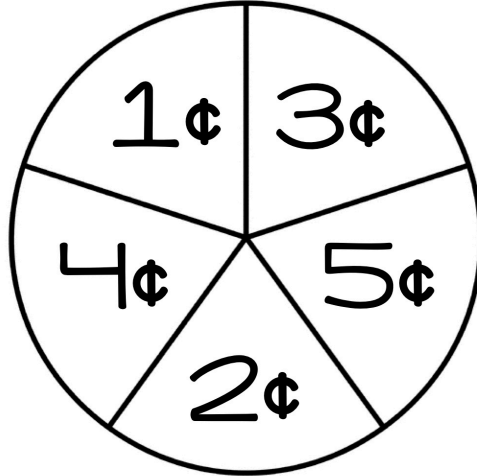
You will need a game piece for each player, a paperclip, and a pencil. Each player starts with 25¢ - 5 pennies, 2 nickels, and 1 dime.

Directions:

1. Choose a game piece and place it at the start.
2. On each turn, move your piece one space along the path and spin both spinners.
3. If the first spinner lands on SPEND, you must count the amount you spin on the second spinner from your SAVE jar and place it in the SPEND jar.
4. If the first spinner lands on SAVE, you must count the amount you spin on the second spinner from the BANK and place it in the SAVE jar.
5. Take turns spending and saving until each player has reached the finish, then count how much money you have SAVED. The player with the most money saved wins!
6. **CHALLENGE:** on your turn, you may trade up for different coins in your SAVE jar using equivalent coins. For example, if you have 2 nickels and 6 pennies, you can trade them for 1 dime, 1 nickel, and 1 penny during your turn.




SPEND OR SAVE




--	--	--	--

--	--	--	--

SPEND



SAVE




Measuring in Inches and Feet

1. Measure the object in inches. 2. Measure the object again in feet. Remember to label!

Object	Inches (in.)	Feet (ft.)
 table		
 window		
 Kitchen sink		
 your bed (length- from the head to foot)		



Daffodil (or other tall flower from the ground up)



A door (width- across the bottom)



Porch step



Mailbox (front to back OR from ground to top of mailbox- please circle)