


# MY LEARNING MENU


WEEK OF: JUNE 8 - 12



	MONDAY	TUESDAY	WEDNESDAY	THURSDAY	FRIDAY
READING	<p>Read a fiction or nonfiction book of your choice for at least 20 minutes. It should be beautiful, so try to read outside!</p> <p>Complete <u>one</u> of the reading responses provided.</p>	<p>Log onto Epic. Find the assigned book <i>How to Write an Ad</i>. Read <b>chapter 1</b> and <b>chapter 2</b>. You may read more of the book, if you want! Then, choose <b>one</b> or more books to read from the collection "Advertisements."</p>	<p>Read a fiction or nonfiction book of your choice for at least 20 minutes.</p> <p>Complete <u>one</u> of the reading responses provided.</p>	<p>Log onto Epic. Read the assigned book <i>Spork</i>. While reading, think about how this book could be used to talk about people, not just silverware. Take the quiz at the end.</p>	<p><i>Catch-up Day!</i> Use this time to complete any activities you need. If you're done, do the suggested enrichment activities!</p> <p><i>Flashlight Friday!</i> Enjoy a book of your choice for 20 minutes in a dark, cozy spot with a flashlight 😊</p>
WRITING	<p><i>Daily Journal Entry:</i></p> <ul style="list-style-type: none"> <li>What are you looking forward to most this summer?</li> </ul> <p><i>Writing:</i> We've been learning about goods and services. Now, it's time to look at how those can be sold. Complete this <a href="#">Google Form</a>.</p>	<p><i>Daily Journal Entry:</i></p> <ul style="list-style-type: none"> <li>What was a challenge today?</li> </ul> <p><i>Writing:</i> Using what you learned about ads yesterday, make a print ad for the good or service you decided on last week! (If you didn't choose one last week, use the brainstorm sheet first.)</p>	<p><i>Daily Journal Entry:</i></p> <ul style="list-style-type: none"> <li>What was a positive today?</li> </ul> <p><i>Writing:</i> It's time to move to TV commercials. Complete this <a href="#">Google Form</a> <b>before</b> planning your own commercial.</p>	<p><i>Daily Journal Entry:</i></p> <ul style="list-style-type: none"> <li>What have you learned about advertising?</li> </ul> <p><i>Grammar:</i> If you need, rewatch the reflexive pronouns lesson (posted Wed.). Then, do the assigned Boom Cards deck "Reflexive Pronouns."</p>	<p><i>Enrichment Option:</i> Reflect on your print ad and commercial. What went well? What was difficult? What would you like to improve if you could do either or both again?</p>

# MY LEARNING MENU


WEEK OF: JUNE 8 - 12



	MONDAY	TUESDAY	WEDNESDAY	THURSDAY	FRIDAY
MATH	<p>It's time to work with yards! Watch the "Using Yardsticks" lesson <a href="#">here</a>, then complete the Measuring with Yards worksheet.</p>	<p>Watch the BrainPop, Jr. video "<a href="#">Centimeters, Meters, &amp; Kilometers</a>." Take the Easy or Hard Quiz to check what you know. Then, complete the centimeters worksheet about frogs.</p>	<p>Choose either the "My City," "My Giraffe," or "My Favorite Book" page to complete. Don't forget to use your ruler!</p>	<p>Complete the "What Should We Use" worksheet to determine whether cm, m, or km would be best.</p>	<p><i>Enrichment Options:</i> Complete the Fliphunt! After you do each task, record a video on our Flipgrid topic "Measurement FlipHunt" found <a href="#">here</a>!</p>
SPECIALS	MUSIC	P.E.	LIBRARY	ART	HEALTH
SOCIAL STUDIES/SCIENCE	<p><b>Social Studies:</b> Complete the Mystery Science activity "Where do plants grow best?" The link will be posted after our Zoom meeting. 😊 Then, complete the assessment either on paper or using the <a href="#">Google Form</a>.</p>	<p><b>Science:</b> Watch the Generation Genius video "<a href="#">Plant Growth Conditions</a>." If you have the materials and are able, plant something using what you know from the video and our Mystery Science activities!</p>	<p><b>Social Studies:</b> Plan a TV commercial for your good or service! Read the information and directions first. Then, complete one or both storyboard sheets.</p>	<p><b>Social Studies:</b> Record your commercial! Using the class Flipgrid topic "Goods &amp; Services Commercials," record a commercial that follows the storyboard you created yesterday. Happy filming!</p>	<p><i>Enrichment Options:</i> Could you design and create another print ad or TV commercial for your good or service? Make this one completely different from the first, and be creative!</p>

# MY LEARNING MENU

## ADDITIONAL DAILY OPTIONS



Don't forget to check specialists' websites for daily activities!

Our specialist schedule is as follows:

Monday - **Music**    Tuesday - **P.E.**    Wednesday - **Library**    Thursday - **Art**    Friday - **Health**

---

### ELA:

Freckle ELA games & activities

Epic books

RAZ Kids

Storyline Online

PebbleGo

WriteAbout (digital journaling)

### Science/Social Studies:

BrainPop, Jr.

PebbleGo

National Geographic Kids

Cincinnati Zoo's daily at-home safari

Mystery Science activities

Compass Rose Twister!

---

### Math:

Brain Busters (click the button on our page for new puzzles)

Freckle daily math facts & games

Prodigy Game

Beat a Partner Game (roll a die and fill in the addition sentence)

Pica, Ferme, Nada

Trash

War Card Game to practice skills (add up 2 or more cards, create 3-digit numbers and compare, select certain place values, etc!)

Memory with clock/time cards

# Zoom Meetings

Week of June 8 - June 12

Monday	Tuesday	Wednesday	Thursday	Friday
<p>10:00 - 10:40</p> <p>Class Meeting: Mystery Monday!</p> <p>ID: 620 984 998</p> <p>PW: 2mare</p>	<p>10:00 - 10:40</p> <p>Class Meeting: Tally It Tuesday!</p> <p>ID: 620 984 998</p> <p>PW: 2mare</p>	<p>10:00 - 10:40</p> <p>Class Meeting: Writing Wednesday!</p> <p>ID: 620 984 998</p> <p>PW: 2mare</p>	<p>10:00 - 10:40</p> <p>Class Meeting: Think About It Thursday!</p> <p>ID: 620 984 998</p> <p>PW: 2mare</p>	<p>8:15 - 8:45</p> <p>SHAPE Preview with Mr. Woodward</p> <p>ID: 961 8153 9121</p> <p>PW: 1q8Rdm</p>
	<p>12:35 - 1:00</p> <p>Lunch Group with Mrs. Cruz, Mrs. Pacheco &amp; Mrs. Ryan</p> <p>ID: 974 5677 1508</p> <p>PW: Lunch</p>		<p>11:00 - 11:30</p> <p>Gr. 2 &amp; 3 Book Talk with Mrs. Sollauer</p> <p>ID: 987 7615 7112</p> <p>PW: 2Xb9vy</p>	<p>10:00 - 10:40</p> <p>Class Meeting: Fun Friday!</p> <p>ID: 620 984 998</p> <p>PW: 2mare</p>
<p>1:30 - 2:00</p> <p>K-2 Sharing Music with Ms. Audette</p> <p>ID: 869 4262 4340</p> <p>PW: 035137</p>			<p>12:00 - 12:45</p> <p>Gr. 2 &amp; 3 Artist Café with Mrs. Smith</p> <p>ID: 847 5506 4386</p> <p>PW: 3J5TVi</p>	

# READING RESPONSE CHOICES

Choose a task to complete when reading an independent book. There are more choices than school days - pick the 2 you want to do! 😊

## NONFICTION #1

Title \_\_\_\_\_

Author \_\_\_\_\_

Minutes read \_\_\_\_\_

Color the text features you found or used in this book.

table of contents	bold print	glossary	headings	map
captions	diagram	photos	labels	graph

## NONFICTION #2

Title \_\_\_\_\_

Author \_\_\_\_\_

Minutes read \_\_\_\_\_

Record 2 facts you learned while reading this book.

Fact #1: \_\_\_\_\_

Fact #2: \_\_\_\_\_

# FICTION #1

Title \_\_\_\_\_

Author \_\_\_\_\_

Minutes read \_\_\_\_\_

How did the book **make you feel** as you were reading today?

happy    sad    bored    excited    worried    scared    curious    silly

What made you feel that way? \_\_\_\_\_

\_\_\_\_\_

# FICTION #2

Title \_\_\_\_\_

Author \_\_\_\_\_

Minutes read \_\_\_\_\_

Pretend that you are **interviewing** the **main character**.

What **two questions** would you ask them?

1. \_\_\_\_\_

2. \_\_\_\_\_

# FICTION #3

Title \_\_\_\_\_

Author \_\_\_\_\_

Minutes read \_\_\_\_\_

Locate **one sentence** from your reading today that is an **opinion**.

Write the sentence here:

\_\_\_\_\_

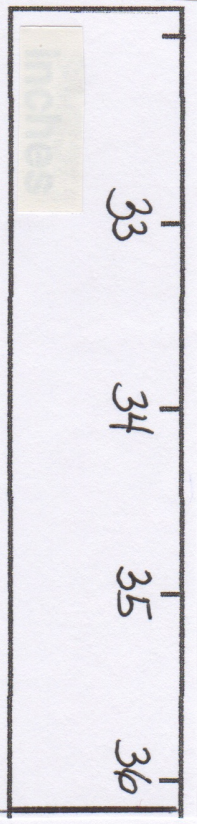

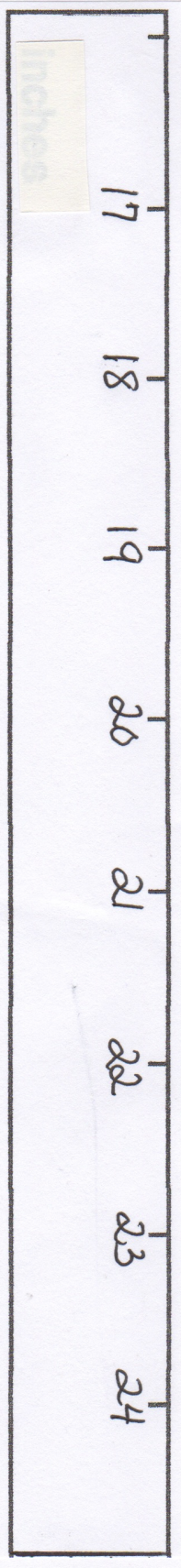

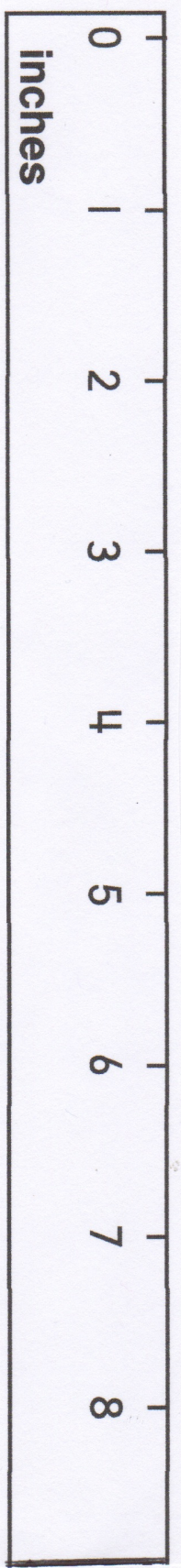
\_\_\_\_\_

Do you **agree** with that opinion?

yes

no

Yard Ruler: Cut out each section. Glue the first section **onto** the second section. Continue gluing each section **onto** the next section until you have 36 inches/1yard.



Name \_\_\_\_\_ Measuring with Yards

Measure these objects to the CLOSEST yard.



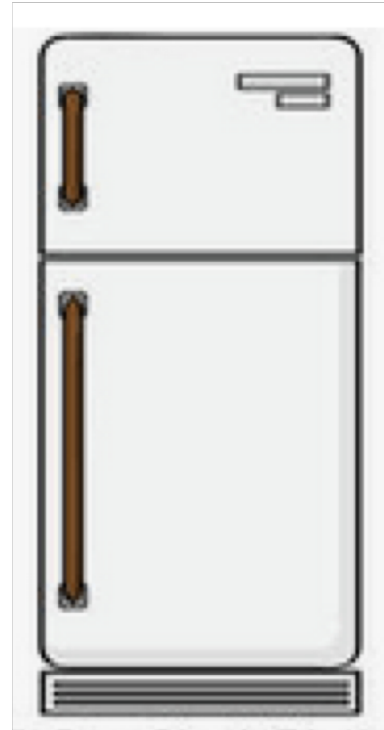
My bed is about \_\_\_\_  
yard(s).



My table is about \_\_\_\_  
yard(s).



My couch is about \_\_\_\_  
yard(s).



My refrigerator is about \_\_\_\_  
yard(s).



# Plant Adventures

Mystery 5: Where do plants grow best?

Name: \_\_\_\_\_

Date: \_\_\_\_\_

## End of Mystery Assessment

1. Did your plant survive in the game each round? If so, explain why it survived.

---

---

---

---

---

---

2. Did your plant ever die during a round? If so, explain what happened.

---

---

---

---

---

---

# Make a Plan

Use this brainstorm sheet if you did not come up with a good or service last week.

## materials:

- \_\_\_\_\_
- \_\_\_\_\_
- \_\_\_\_\_
- \_\_\_\_\_
- \_\_\_\_\_
- \_\_\_\_\_
- \_\_\_\_\_
- \_\_\_\_\_
- \_\_\_\_\_
- \_\_\_\_\_
- \_\_\_\_\_
- \_\_\_\_\_


my product is a: (circle one)

good          service

name of product:

name of business:

price: \$



drawing of product

next steps...

Make an ad

Name: \_\_\_\_\_



The frogs are hungry! Use a ruler to draw the length of each tongue to help the frogs catch their lunch.

---

Name: \_\_\_\_\_



I see a fly 13 cm from me!



Yum! Lunch is only 6 cm away!



There's a fly 10 cm away!



A fly is 3 cm away! It's mine!

# MY CITY

1. Start on the left side of THIS paper.
2. Draw a skyscraper that is 5 inches in height and 2 inches wide.
3. Draw 3 square windows on the skyscraper. Each window should have sides that are 2 cm.
4. Draw another skyscraper that is 8 cm high and 1 inch wide.
5. Draw another building that is only 5 cm tall and 7 cm wide.
6. Draw one more skyscraper that is 1 inch wide and 10 cm high.
7. Draw a superhero that is 2 cm tall on top of the shortest building.
8. Wish your superhero luck as he saves the city from ALIENS!

# MY Giraffe

1. Start in the center of a yellow piece of construction paper.
2. Draw a giraffe that is 12 cm tall from top to bottom.
3. Your giraffe's legs are 3 cm long.
4. Your giraffe's neck is 5 cm long.
5. Don't forget to include a small belly and a small head.
6. Give your giraffe brown spots. STOP, CUT, GLUE!
7. Your giraffe is eating leaves off of a tree that is 15 cm tall from top to bottom.
8. Give your giraffe a silly name!

INCH ONLY

# MY FAVORITE BOOK

- 
1. Start on the left side at this paper 1 inch up from the dotted line and 1 1/2 inches from the left side of the paper.
  2. Draw 2 lines for the bottom and top of your book that are each 4 inches wide.
  3. Draw sides for your book that are each 5 inches in height.
  4. Give your book a bookmark that sticks out 1 inch and has a long curly string attached. (as long as you want)
  5. 5. Draw the cover of your favorite book and write the title.

# COMMERCIAL INFORMATION & DIRECTIONS

Yay! It is time for you to make a commercial for your good or service! Before you begin filming, though, it is important that you PLAN. A company will plan its commercial by making a *story board* before recording the commercial. A story board is almost like a graphic novel. It shows what the final commercial will look like, and it tells a director what scenes need to be filmed in what order.

This page is *optional*. You can use it to list everything you need for your commercial, including: who will be in it, where it will take place, the props (or things) you need, and the scenes that will have to be set up.

name: _____	
COMMERCIAL STORY BOARD	
good or service	scenes
CHARACTERS	
setting	PROPS
	Items needed

©Teaching with a Caffeine Queen

This page is a *must* before filming. Sketch or draw each scene in the numbered spaces. You can also include what will be said in each scene. There is a maximum of 8 scenes, but you do not have to have all 8.

COMMERCIAL STORY BOARD	
1	2
3	4
5	6
7	8

©Teaching with a Caffeine Queen



name:

# COMMERCIAL STORY BOARD

good or service

scenes

CHARACTERS

setting

PROPS

items needed

# COMMERCIAL STORY BOARD

1

2

3

4

5


6

7

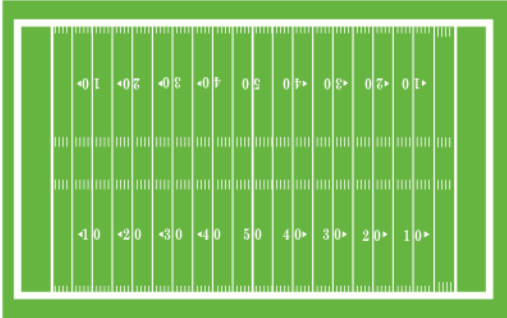


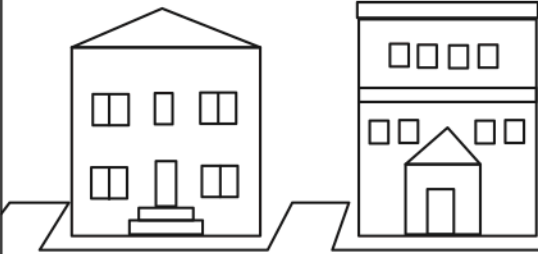
8

# What Should We Use?

Word Bank
centimeter, meter, kilometer



**Directions:** Look at the picture and read the situation. What unit of length should be used? Why?

<p><b>1)</b> Kashira wants to measure the length of the football field to keep track of how far she runs. What unit of measurement should she use? Why?</p> 	<p><b>2)</b> Rob wants to measure the hallway upstairs to see what size rug to buy. What unit of measurement should he use? Why?</p> 
<p><b>3)</b> Miguel and Halle are trying to find out which one of them has the longest pencil. What unit of measurement should they use? Why?</p> 	<p><b>4)</b> Kerry wants to find out how far it is from her driveway to her best friend's driveway. Her best friend lives next door. What unit of measurement should she use? Why?</p> 

Name: \_\_\_\_\_

Date: \_\_\_\_\_

# Recording Sheet

**Directions:** Record your answers here!

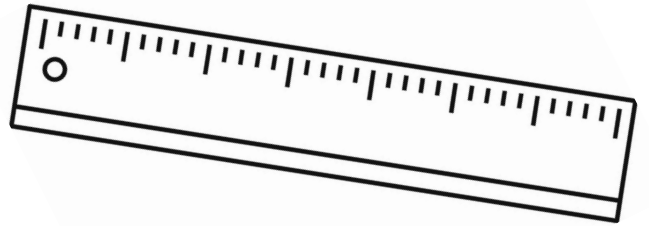


<p>1)</p> <p>Kashira should use _____</p> <p>because _____</p> <p>_____</p> <p>_____</p> <p>_____</p> <p>_____</p>	<p>2)</p> <p>Aidan should use _____</p> <p>because _____</p> <p>_____</p> <p>_____</p> <p>_____</p> <p>_____</p>
<p>3)</p> <p>They should use _____</p> <p>because _____</p> <p>_____</p> <p>_____</p> <p>_____</p> <p>_____</p>	<p>4)</p> <p>Kerry should use _____</p> <p>because _____</p> <p>_____</p> <p>_____</p> <p>_____</p> <p>_____</p>

It's time for a ...

# FlipHunt!

*measurement version*

Search for the items on the list. Record a video for each item you find on our class Flipgrid Topic called "Measurement Fliphunt!"  
Have fun, and good luck searching!



- dance around with something you would measure with a ruler
- show something you would measure with a yardstick
- eat a food you enjoy that is about 1 inch long
- jump about 2 feet away
- build something that is about 1 foot long out of blocks, straws, or anything you'd like
- write your name so that each letter is about 3 inches tall
- find an example of a measuring tool around your house
- show how you would measure the length of a family photograph
- choose 2 different cups from your cabinet and find the difference between their heights
- throw a ball outside and determine about how many feet you threw it